



Catnip Seeds

**Planting Time**

Spring

**Light Requirement**

Full Sun

**Sowing Method**

Direct Sow, Start Indoors

**Planting Spacing**

18-24 inches

**Planting Depth**

1/8 inch

**Plant Spacing**

18-24 inches

Botanical Name: *Nepeta cataria***Cold Stratification:** No**Packed for:** 2025**Lot #:** E7153**Germination Rate:** 85%**Plant Type:**

Bush

Scan For
PLANTING
GUIDE

Start seeds indoors. Place Catnip seeds in a plastic bag and freeze overnight. Soak the seeds in hot water the next day for 12-24 hours. Plant seeds about 1/8th inch deep and place in a warm dark space. Seeds will germinate in 10-14 days and are ready to be placed in the light. Keep seedlings moist to prevent from drying out. Once plants are 4-5 inches tall they can then be planted in their permanent locations 18-24 inches apart.

EdenBrothers.com/planting-guides

Chamomile Seeds - German

**Planting Time**

Spring

**Light Requirement**

Full Sun

**Sowing Method**

Start Indoors, Direct Sow

**Planting Spacing**

6 inches

**Planting Depth**

1/4 inch

**Plant Spacing**

6 inches

Botanical Name: *Matricaria recutita***Cold Stratification:** No**Packed for:** 2025**Lot #:** E7548**Germination Rate:** 85%**Plant Type:**

Bush

Scan For
PLANTING
GUIDE

Chamomile seeds are best sown directly outdoors but can be sown in flats 4-6 weeks before last frost. Once all danger of frost has passed scatter seeds over loose soil and gently tamp down. Keep area evenly moist. Germination will occur in 10-14 days.

EdenBrothers.com/planting-guides



Cilantro/Coriander Seeds – Fiesta Green

- Planting Time**
Spring
 - Light Requirement**
Full Sun, Partial Sun
 - Sowing Method**
Start Indoors, Direct Sow
 - Plant Spacing**
8-10 Inches
 - Plant Depth**
1/4 Inch
 - Days To Maturity**
60-90 Days
- Botanical Name:** Coriandrum sativum
Cold Stratification: No **Packed for:** 2025
Germination Rate: 85% **Lot #:** 193164.92

Plant Type:



Scan For
PLANTING
GUIDE

Cilantro is best directly sown in the garden due to the taproot it develops and how quickly it grows. Sow seeds 1/4 inch deep directly in the garden in late spring or early summer. Keep area evenly moist throughout the plants life cycle. Thin seedlings to 8-10 inches apart. Germination should occur in 7 to 10 days.

1 Ounce



SHC1L111 -qb2

NON GMO EdenBrothers.com/planting-guides



Cumin Seeds

- Planting Time**
Spring
- Light Requirement**
Full Sun
- Sowing Method**
Start Indoors, Direct Sow
- Planting Spacing**
8-10 inches
- Planting Depth**
1/4 inch
- Plant Spacing**
8-10 inches

Botanical Name: Cuminum cyminum
Cold Stratification: No **Packed for:** 2025
Lot #: 36140 **Germination Rate:** 85%

Plant Type:



Scan For
PLANTING
GUIDE

In cooler zones start seeds indoors 4-8 weeks before last frost. Soak seeds for 8 hours before sowing. Place seeds 1/4 inch deep in biodegradable pots that can be planted directly in the garden. Zones that have at least 4 months of warm weather, sow seed directly outdoors 1-2 weeks after last frost. Soak seeds for 8 hours then sow 1/4 inch deep. Keep area evenly moist until germination occurs in about 14 days.

EdenBrothers.com/planting-guides



Daisy Seeds (Ice Plant) - Livingstone Mix



Life Cycle
Annual



Planting Time
Spring, Fall



Blooming Time
Spring - Summer



Plant Height
4-6 inches



Sowing Method
Direct Sow



Plant Spacing
6-8 inches



Light Requirement
Full Sun



Plant Depth
1/4 inch

Botanical Name: *Dorotheanthus bellidiformis*

Color: Pink, White, Purple, Yellow, Orange

Cold Stratification: No



Blooming Mat

Select a sunny spot. Though daisies can grow in Partial Sun, they won't be as big and bright as they will in full sun. Sprinkle seeds on soil and cover them with a light dusting (no more than 1/4 inch) of soil. Keep the soil moist and water carefully as to not wash away the seeds. Deadhead throughout the season to promote further blooming.

Scan For
PLANTING
GUIDE

EdenBrothers.com/planting-guides



Lavender Seeds



Planting Time
Spring, Fall



Planting Spacing
12-18 inches



Light Requirement
Full Sun



Planting Depth
1/8 inch



Sowing Method
Start Indoors, Direct Sow



Plant Spacing
12-18 inches

Botanical Name: *Lavandula angustifolia*

Cold Stratification: Yes

Packed for: 2025

Lot #: 186407.88

Germination Rate: 88%

Plant Type:



Can grow indoors and out. Indoors: Sow seeds on moist seed compost. Place seed tray in a plastic bag until germination (21 days). Keep compost damp but not wet. Choose a cool spot for seedlings and transfer to 3" pots. Outside: When risk of frost is past, gradually expose seedlings to outdoor conditions for 7-10 days before planting outdoors. Transplant to a sunny, rocky garden after all danger of frost has passed. Space 12-18" apart. Water regularly in well-drained soil.

Scan For
PLANTING
GUIDE

EdenBrothers.com/planting-guides



Lemongrass Seeds - West Indian

**Planting Time**

Spring

**Light Requirement**

Full Sun

**Sowing Method**

Start Indoors

**Planting Spacing**

12-24 inches

**Planting Depth**

1/4 inch

**Plant Spacing**

12-24 inches

Botanical Name: *Cymbopogon citratus***Cold Stratification:****Packed for:** 2025**Lot #:** 193563.93**Germination Rate:** 85%**Plant Type:**

Grass

Scan For
PLANTING
GUIDE

Starting Indoors: Sow seeds indoors, using covered seedling trays, up to three weeks before the final frost date for optimal germination. Plant seeds 1/4 inch deep, spacing them 1 inch apart for good ventilation. Keep the soil consistently moist by watering your lemongrass two to three times a week during the growing season.

[EdenBrothers.com/planting-guides](https://edenbrothers.com/planting-guides)

Marshmallow Seeds

**Planting Time**

Summer, Fall

**Light Requirement**

Full Sun, Partial Sun

**Sowing Method**

Direct Sow

**Planting Spacing**

18 inches

**Planting Depth**

1/4 inch

**Plant Spacing**

18 inches

Botanical Name: *Althaea officinalis***Cold Stratification:** Yes**Packed for:** 2025**Lot #:** 190163.112**Germination Rate:** 85%**Plant Type:**Scan For
PLANTING
GUIDE

Directly sow into garden in fall or spring. Press into soil 1/4" deep and space them 18". Water regularly at first in well-drained soil. Give plants extra water during dry periods.

[EdenBrothers.com/planting-guides](https://edenbrothers.com/planting-guides)



Melon Seeds - Hales Best Jumbo

**Planting Time**

Warm Season

**Light Requirement**

Full Sun

**Sowing Method**

Start Indoors, Direct Sow

**Planting Spacing**

2-3 feet

**Planting Depth**

1 inch

**Plant Spacing**

2-3 feet

Botanical Name: Cucumis melo**Cold Stratification:** No**Packed for:** 2025**Lot #:** 23222-006493**Germination Rate:** 85%**Plant Type:**

Vining

Scan For
PLANTING
GUIDE

Start indoors in cooler zones, or direct sow after spring frosts. Choose a spot with full sun. Plant seeds or plants outside when it's above 70°F. Create mounds 2-3' across and plant 4-6 seeds 1" deep atop each mound. Once established thin to 2 of the healthiest sprouts. If soil is dense, add sand into the mounds to increase drainage. Keep area watered and weed free.

EdenBrothers.com/planting-guides

Mustard Seeds - Old Fashioned

**Planting Time**

Cool Season

**Light Requirement**

Full Sun, Partial Sun

**Sowing Method**

Direct Sow

**Planting Spacing**

6" inches

**Planting Depth**

1/2 inch

**Plant Spacing**

6" inches

Botanical Name: Brassica juncea**Cold Stratification:** No**Packed for:** 2025**Lot #:** E4068**Germination Rate:** 90%**Plant Type:**

Leafstalk Vegetable

Scan For
PLANTING
GUIDE

In Spring plant mustard green seeds outside about 3 weeks before the last spring frosts. If you want a Fall harvest, plant the seeds in mid-late Summer. Sow directly into a well tilled and sunny garden. Plant them 1/2" deep, about 6" apart. Water frequently. Harvest when leaves are tender and young. For a stronger, more bitter taste, allow the leaves to grow longer.

EdenBrothers.com/planting-guides



Pomegranate Seeds - Dwarf

- Planting Time**
Spring
- Light Requirement**
Full Sun
- Sowing Method**
Start Indoors
- Planting Spacing**
36-48 inches
- Planting Depth**
1/4 inch
- Plant Spacing**
36-48 inches

Botanical Name: Punica granatum nana
Cold Stratification: No
Lot #: 191357.63
Packed for: 2025
Germination Rate: 85%

Plant Type:
Shrub



Scan For
PLANTING
GUIDE

To grow Dwarf Pomegranate plants from seeds, start by soaking the seeds in warm water for 24 hours to improve germination. Plant them 1/4 inch deep in seed-starting mix in a warm area (around 70°F), ensuring the soil remains consistently moist and providing indirect sunlight or grow lights. Transplant seedlings when they are a few inches tall, using a well-draining pot for indoor cultivation, and ensuring they receive bright, direct light for several hours daily. For outdoor planting, start seeds indoors 6-8 weeks before the last frost date and transplant them to a sunny, well-draining location in spring. Regular watering, balanced fertilization, and pruning are essential for both indoor and outdoor growth.

EdenBrothers.com/planting-guides



Rhubarb Seeds - Victoria

- Planting Time**
Cool Season
- Light Requirement**
Full Sun, Partial Sun
- Sowing Method**
Direct Sow, Start Indoors
- Planting Spacing**
24 inches
- Planting Depth**
1/4 inch
- Plant Spacing**
24 inches

Botanical Name: Rheum rhabarbarum
Cold Stratification: No
Lot #: PL.230/12/210/154/A
Packed for: 2025
Germination Rate: 85%

Plant Type:
Leafstalk Vegetable











Scan For
PLANTING
GUIDE

Rhubarb is a perennial that can live up to 10-15+ years in cooler zones. Plant in full sun, but in warmer climates afternoon shade is advisable. Soak seeds for 2+ hrs before planting, cover seed 1/4" deep and water evenly. Thin plants to 24" apart and split roots every 3-4 years when plants are dormant. Harvest stalks when they are 12-18" long but do not ingest the leaves. Rhubarb leaves are poisonous! Don't harvest stalks during the first growing season so your plants can become established.

EdenBrothers.com/planting-guides



Rocky Mountain Beeplant (Wild Cleome)

 Life Cycle Annual	 Planting Time Fall
 Blooming Time Summer	 Plant Height 12-48 inches
 Sowing Method Direct Sow	 Plant Spacing 18-24 inches
 Light Requirement Full Sun	 Plant Depth 1/8 inch

Botanical Name: *Cleome serrulata*

Color: Pink

Cold Stratification: Yes



Tall Upright Stems, Large Showy Flowers, Compound Leaves

Direct sow in late fall, press seeds in to the prepared soil and do not cover as they need light to germinate and a period of cold, moist, stratification.

[EdenBrothers.com/planting-guides](https://edenbrothers.com/planting-guides)

Scan For
PLANTING
GUIDE



Strawberry Seeds - Alpine Strawberry Baron Solemacher

 Planting Time Spring	 Planting Spacing 12 inches
 Light Requirement Full Sun	 Planting Depth 1/8 inch
 Sowing Method Start Indoors	 Plant Spacing 12 inches

Botanical Name: *Fragaria vesca*

Cold Stratification: No

Packed for: 2025

Lot #: 196316.1

Germination Rate: 88%

Plant Type:
Compact Bush



Scan For
PLANTING
GUIDE

To ensure successful germination, begin by giving the seeds a cold treatment. Place the seeds in a clear plastic bag with moist soil or on a paper towel and refrigerate for 2-3 weeks. After this cold treatment, sow the seeds indoors in well-drained soil, keeping it warm at 65-75°F (18-24°C) for 14-30 days. Once the seedlings are ready, transplant them outdoors after the last frost date, providing sufficient spacing of 12 inches (30 cm) between plants. Boost their growth by mulching with straw to suppress weeds and retain moisture. For strong root development, consider removing the flowers during the first month or two after transplanting.

[EdenBrothers.com/planting-guides](https://edenbrothers.com/planting-guides)