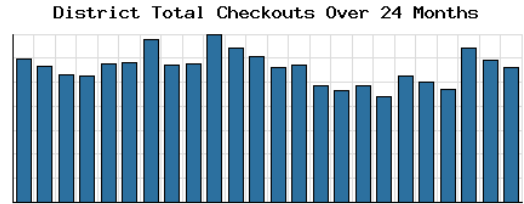


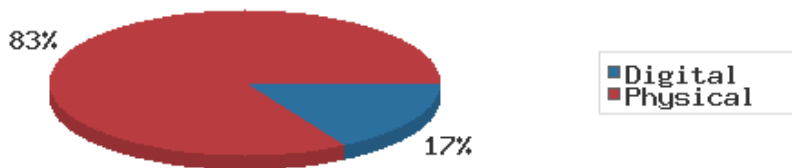
Monthly Stats Brief Narrative

In August 2018, the number of patrons entering our buildings stayed about the same system-wide compared to this month the previous year. Combined physical and digital use of library materials decreased year-to-date compared to 2017. About 12% of our registered cardholders checked out a physical item this past month, while about 2% of registered cardholders checked out a digital item.



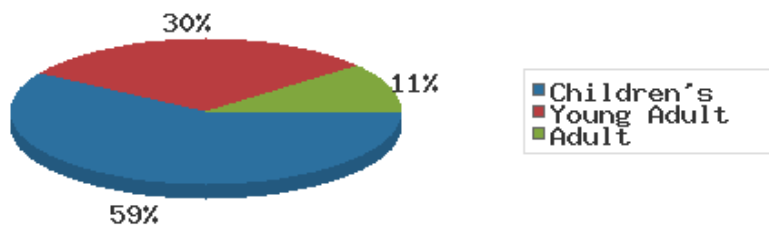
Digital usage comprised about 17% of total materials use in August 2018, and digital usage greatly decreased from this time in 2017.

Digital vs. Physical Circulation



In August 2018, BDL patrons saved \$164,394.00 by checking out 13,677 physical items from the library. Our programming for all ages and our digital services further increase the library's value to the community.

Programs Offered in 2018



Compared to this time in 2017, the number of programs BDL offered year-to-date has somewhat increased. Attendance at programs stayed about the same over this same period.

With summer reading over, August saw an increase in purchasing new materials. Combined totals of Hoopla and Overdrive users are nearing 500/month.

August 2018 saw continuation of a 3-year growth trend in MeLCat transactions, with over 1,000 requests for our materials from other libraries.

See the full statistical report, starting on the next page, for details and more graphs.

Attendance

August 2018

	Algansee	Bronson	Coldwater	Quincy	Sherwood	Union Twp.	BDL Monthly Total	BDL YTD	BDL Year End				
									2017	2016	2015	2014	2013
Attendance	303	2,667	11,845	1,006	1,100	2,685	19,606	135,188	193,922	200,991	195,735	167,414	171,507
<i>Previous Year</i>	390	2,588	11,810	834	844	2,256	18,722	133,036	200,991	195,735	167,414	171,507	196,465
<i>Change</i>	-22%	+3%	+0%	+21%	+30%	+19%	+5%	+2%	-4%	+3%	+17%	-2%	-13%
Hours Open	121.00	193.00	274.00	183.50	158.00	184.00	1,113.50	8,270.00	10,869.15	10,877.50	8,703.00	5,395.00	5,228.00
<i>Previous Year</i>	121.00	164.00	277.00	163.50	127.00	165.00	1,017.50	7,295.15	10,877.50	8,703.00	5,395.00	5,228.00	5,612.00
<i>Change</i>		+18%	-1%	+12%	+24%	+12%	+9%	+13%	-0%	+25%	+61%	+3%	-7%

Patrons

August 2018

	Alganssee	Bronson	Coldwater	Quincy	Sherwood	Union Twp.	BDL Monthly Total	BDL YTD	BDL Year End				
									2017	2016	2015	2014	2013
Population in our Service Area (Tracking Since 2018)							45,130		0	0	0	0	0
<i>Previous Year</i>							0		0	0	0	0	0
<i>Change</i>													
Library Card Holders	295	2,834	12,611	1,903	403	1,799	19,845		25,685	24,899	23,974	22,879	21,771
<i>Previous Year</i>	377	3,310	16,139	2,847	485	2,333	25,491		24,899	23,974	22,879	21,771	20,674
<i>Change</i>	-22%	-14%	-22%	-33%	-17%	-23%	-22%		+3%	+4%	+5%	+5%	+5%
Patrons Who Checked Out a Physical Item	30	391	1,313	281	90	284	2,389		1,887	2,030	2,069	2,109	2,349
<i>Previous Year</i>	54	386	1,409	260	83	288	2,480		2,030	2,069	2,109	2,349	2,589
<i>Change</i>	-44%	+1%	-7%	+8%	+8%	-1%	-4%		-7%	-2%	-2%	-10%	-9%
New Library Card Holders Added	3	12	43	8	3	15	84	657	844	989	1,086	1,390	1,142
<i>Previous Year</i>	1	12	56	3	6	15	93	629	989	1,086	1,390	1,142	1,338
<i>Change</i>	+200%		-23%	+167%	-50%		-10%	+4%	-15%	-9%	-22%	+22%	-15%
In-House Holds Filled for Our Library Card Holders	29	110	608	105	54	69	975	7,434	11,650	10,407	10,225	9,546	11,327
<i>Previous Year</i>	33	125	512	167	40	87	964	7,964	10,407	10,225	9,546	11,327	12,928
<i>Change</i>	-12%	-12%	+19%	-37%	+35%	-21%	+1%	-7%	+12%	+2%	+7%	-16%	-12%
Active Hoopla Users (Began 2016)							269		189	129	0	0	0
<i>Previous Year</i>							178		129	0	0	0	0
<i>Change</i>							+51%		+47%				
Active OverDrive Users							204		156	134	144	134	112
<i>Previous Year</i>							134		134	144	134	112	96
<i>Change</i>							+52%		+16%	-7%	+7%	+20%	+17%

Physical Collection

Tracking Since 8/2017

August 2018

	Alganssee	Bronson	Coldwater	Quincy	Sherwood	Union Twp.	BDL Monthly Total	BDL YTD	BDL Year End				
									2017	2016	2015	2014	2013
Physical Books and All other Print Materials in the Catalog	5,000	14,550	44,814	17,006	6,846	12,519	100,735		100,293	0	0	0	0
<i>Previous Year</i>	5,019	14,310	46,952	17,082	6,638	11,476	101,477		0	0	0	0	0
<i>Change</i>	-0%	+2%	-5%	-0%	+3%	+9%	-1%						
Physical Audiobooks in the Catalog	36	95	1,331	306	3	76	1,847		1,852	0	0	0	0
<i>Previous Year</i>	32	100	1,362	255	3	65	1,817		0	0	0	0	0
<i>Change</i>	+13%	-5%	-2%	+20%		+17%	+2%						
Physical Video Materials in the Catalog	829	1,311	3,540	1,789	1,462	1,408	10,339		10,519	0	0	0	0
<i>Previous Year</i>	808	1,381	3,900	1,699	1,350	1,273	10,411		0	0	0	0	0
<i>Change</i>	+3%	-5%	-9%	+5%	+8%	+11%	-1%						
Physical Music Recordings in the Catalog	1	84	116	127	0	9	337		345	0	0	0	0
<i>Previous Year</i>	8	86	149	130	0	9	382		0	0	0	0	0
<i>Change</i>	-88%	-2%	-22%	-2%			-12%						
TOTAL Physical Items in the Catalog	5,866	16,040	49,801	19,228	8,311	14,012	113,258		113,009	126,407	131,432	130,210	128,968
<i>Previous Year</i>	5,867	15,877	52,363	19,166	7,991	12,823	114,087		126,407	131,432	130,210	128,968	126,849
<i>Change</i>	-0%	+1%	-5%	+0%	+4%	+9%	-1%		-11%	-4%	+1%	+1%	+2%

Digital Collection

Tracking Since 8/2017

August 2018

	Alganssee	Bronson	Coldwater	Quincy	Sherwood	Union Twp.	BDL Monthly Total	BDL YTD	BDL Year End					
									2017	2016	2015	2014	2013	
Ebooks in All Digital Collections							288,102		230,178	0	0	0	0	0
<i>Previous Year</i>							216,554		0	0	0	0	0	0
<i>Change</i>							+33%							
Audiobooks in All Digital Collections							65,531		52,833	0	0	0	0	0
<i>Previous Year</i>							49,218		0	0	0	0	0	0
<i>Change</i>							+33%							
Video Materials in All Digital Collections							13,618		15,767	0	0	0	0	0
<i>Previous Year</i>							15,230		0	0	0	0	0	0
<i>Change</i>							-11%							
Music Recordings in All Digital Collections							270,272		280,259	0	0	0	0	0
<i>Previous Year</i>							275,313		0	0	0	0	0	0
<i>Change</i>							-2%							
TOTAL of All Digital Collections							637,523		579,037	0	0	0	0	0
<i>Previous Year</i>							556,315		0	0	0	0	0	0
<i>Change</i>							+15%							

Total Collection

Tracking Since 8/2017

August 2018

	Alganssee	Bronson	Coldwater	Quincy	Sherwood	Union Twp.	BDL Monthly Total	BDL YTD	BDL Year End				
									2017	2016	2015	2014	2013
Combined Physical Items	5,866	16,040	49,801	19,228	8,311	14,012	113,258		113,009	126,407	131,432	130,210	128,968
<i>Previous Year</i>	5,867	15,877	52,363	19,166	7,991	12,823	114,087		126,407	131,432	130,210	128,968	126,849
<i>Change</i>	-0%	+1%	-5%	+0%	+4%	+9%	-1%		-11%	-4%	+1%	+1%	+2%
Combined Digital Collections							637,523		579,037	0	0	0	0
<i>Previous Year</i>							556,315		0	0	0	0	0
<i>Change</i>							+15%						
TOTAL of all Collections	5,866	16,040	49,801	19,228	8,311	14,012	750,781		692,046	126,407	131,432	130,210	128,968
<i>Previous Year</i>	5,867	15,877	52,363	19,166	7,991	12,823	670,402		126,407	131,432	130,210	128,968	126,849
<i>Change</i>	-0%	+1%	-5%	+0%	+4%	+9%	+12%		+447%	-4%	+1%	+1%	+2%

Use of Physical Items

August 2018

	Alganssee	Bronson	Coldwater	Quincy	Sherwood	Union Twp.	BDL Monthly Total	BDL YTD	BDL Year End				
									2017	2016	2015	2014	2013
Checkouts of Cataloged Items	127	1,841	4,579	1,373	714	1,288	9,922	79,497	120,916	118,595	121,841	123,074	137,997
<i>Previous Year</i>	261	1,985	5,261	1,305	517	1,161	10,490	84,938	118,595	121,841	123,074	137,997	147,891
<i>Change</i>	-51%	-7%	-13%	+5%	+38%	+11%	-5%	-6%	+2%	-3%	-1%	-11%	-7%
Renewals of Cataloged Items	15	177	784	95	112	129	1,312	8,819	14,804	15,480	15,434	16,044	16,310
<i>Previous Year</i>	52	120	842	177	80	174	1,445	10,454	15,480	15,434	16,044	16,310	18,275
<i>Change</i>	-71%	+48%	-7%	-46%	+40%	-26%	-9%	-16%	-4%	+0%	-4%	-2%	-11%
Items Used in the Library but not Checked Out	75	96	43	43	0	53	310	1,676	3,050	1,351	19	60	0
<i>Previous Year</i>	47	15	20	26	0	50	158	2,457	1,351	19	60	0	0
<i>Change</i>	+60%	+540%	+115%	+65%		+6%	+96%	-32%	+126%	+7,011%	-68%		
Checkouts of Uncataloged Items	75	184	78	0	0	30	367	2,731	2,817	4,578	4,385	4,601	4,985
<i>Previous Year</i>	112	57	57	0	2	8	236	1,932	4,578	4,385	4,601	4,985	11,076
<i>Change</i>	-33%	+223%	+37%			+275%	+56%	+41%	-38%	+4%	-5%	-8%	-55%
Requests from BDL Patrons for Items at Other MeLCat Libraries, Actually Fulfilled							879	6,598	8,169	7,112	6,118	5,677	6,302
<i>Previous Year</i>							730	5,342	7,112	6,118	5,677	6,302	6,390
<i>Change</i>							+20%	+24%	+15%	+16%	+8%	-10%	-1%
Requests from Other MeLCat Libraries for Items at BDL, Actually Fulfilled							887	6,151	7,867	7,068	4,855	5,400	9,387
<i>Previous Year</i>							569	4,904	7,068	4,855	5,400	9,387	7,291
<i>Change</i>							+56%	+25%	+11%	+46%	-10%	-42%	+29%
TOTAL Use of Physical Items	292	2,298	5,484	1,511	826	1,500	13,677	105,472	157,623	154,184	152,652	154,856	174,981
<i>Previous Year</i>	472	2,177	6,180	1,508	599	1,393	13,628	110,027	154,184	152,652	154,856	174,981	190,923
<i>Change</i>	-38%	+6%	-11%	+0%	+38%	+8%	+0%	-4%	+2%	+1%	-1%	-12%	-8%

Use of Digital Resources

August 2018

	Algansee	Bronson	Coldwater	Quincy	Sherwood	Union Twp.	BDL Monthly Total	BDL YTD	BDL Year End				
									2017	2016	2015	2014	2013
									OverDrive Checkouts				
<i>Previous Year</i>							642	5,270	7,502	7,380	6,615	5,632	5,228
<i>Change</i>							+45%	+17%	+4%	+2%	+12%	+17%	+8%
Hoopla Checkouts (Began 2016)							1,147	8,611	10,669	5,432	0	0	0
<i>Previous Year</i>							926	6,633	5,432	0	0	0	0
<i>Change</i>							+24%	+30%	+96%				
NewsBank Searches (Began 2016)							60	634	2,153	2,421	0	0	0
<i>Previous Year</i>							165	1,439	2,421	0	0	0	0
<i>Change</i>							-64%	-56%	-11%				
TumbleBooks Uses							6	337	2,964	22,269	24,673	1,096	1,786
<i>Previous Year</i>							11	1,745	22,269	24,673	1,096	1,786	835
<i>Change</i>							-45%	-81%	-87%	-10%	+2,151%	-39%	+114%
Mango Languages Uses							60	439	1,024	538	617	1,180	1,241
<i>Previous Year</i>							11	782	538	617	1,180	1,241	723
<i>Change</i>							+445%	-44%	+90%	-13%	-48%	-5%	+72%
Ancestry Searches							771	3,693	26,546	36,332	20,275	12,755	8,935
<i>Previous Year</i>							2,700	21,121	36,332	20,275	12,755	8,935	8,635
<i>Change</i>							-71%	-83%	-27%	+79%	+59%	+43%	+3%
Activities Completed on ABCMouse (Began 2016)							146	1,163	1,251	1,130	0	0	0
<i>Previous Year</i>							82	768	1,130	0	0	0	0
<i>Change</i>							+78%	+51%	+11%				
Books Read on ABCMouse (Began 2016)							6	102	109	98	0	0	0
<i>Previous Year</i>							6	61	98	0	0	0	0
<i>Change</i>								+67%	+11%				
TOTAL Use of Digital Resources							3,126	21,129	52,539	75,722	52,945	21,646	17,594
<i>Previous Year</i>							4,543	37,819	75,722	52,945	21,646	17,594	15,421
<i>Change</i>							-31%	-44%	-31%	+43%	+145%	+23%	+14%

Total Item Usage

August 2018

	Alganssee	Bronson	Coldwater	Quincy	Sherwood	Union Twp.	BDL Monthly Total	BDL YTD	BDL Year End				
									2017	2016	2015	2014	2013
Combined Checkouts of Physical Items	292	2,298	5,484	1,511	826	1,500	13,677	105,472	157,623	154,184	152,652	154,856	174,981
<i>Previous Year</i>	472	2,177	6,180	1,508	599	1,393	13,628	110,027	154,184	152,652	154,856	174,981	190,923
<i>Change</i>	-38%	+6%	-11%	+0%	+38%	+8%	+0%	-4%	+2%	+1%	-1%	-12%	-8%
Combined Use of Digital Resources							3,126	21,129	52,539	75,722	52,945	21,646	17,594
<i>Previous Year</i>							4,543	37,819	75,722	52,945	21,646	17,594	15,421
<i>Change</i>							-31%	-44%	-31%	+43%	+145%	+23%	+14%
TOTAL Uses of All BDL Items	292	2,298	5,484	1,511	826	1,500	16,803	126,601	210,162	229,906	205,597	176,502	192,575
<i>Previous Year</i>	472	2,177	6,180	1,508	599	1,393	18,171	147,846	229,906	205,597	176,502	192,575	206,344
<i>Change</i>	-38%	+6%	-11%	+0%	+38%	+8%	-8%	-14%	-9%	+12%	+16%	-8%	-7%

Cataloging

August 2018

	Alganssee	Bronson	Coldwater	Quincy	Sherwood	Union Twp.	BDL Monthly Total	BDL YTD	BDL Year End				
									2017	2016	2015	2014	2013
Physical Items Added to the Catalog	17	132	521	251	40	142	1,103	7,677	11,009	11,091	8,582	6,134	6,097
<i>Previous Year</i>	29	90	355	124	106	111	815	7,541	11,091	8,582	6,134	6,097	7,161
<i>Change</i>	-41%	+47%	+47%	+102%	-62%	+28%	+35%	+2%	-1%	+29%	+40%	+1%	-15%
Physical Items Deleted from the Catalog	18	104	976	23	0	82	1,203	7,443	24,366	15,968	8,668	6,186	4,751
<i>Previous Year</i>	47	1,879	1,165	55	76	345	3,567	19,702	15,968	8,668	6,186	4,751	7,269
<i>Change</i>	-62%	-94%	-16%	-58%		-76%	-66%	-62%	+53%	+84%	+40%	+30%	-35%

Reference Questions

August 2018

	Alganssee	Bronson	Coldwater	Quincy	Sherwood	Union Twp.	BDL Monthly Total	BDL YTD	BDL Year End				
									2017	2016	2015	2014	2013
General Reference Questions in Person	0	65	308	83	80	28	564	4,574	7,537	6,285	2,806	2,809	3,624
<i>Previous Year</i>	1	12	442	55	63	127	700	5,225	6,285	2,806	2,809	3,624	5,268
<i>Change</i>		+442%	-30%	+51%	+27%	-78%	-19%	-12%	+20%	+124%	-0%	-22%	-31%
Questions via Telephone Calls	2	10	225	12	4	33	286	2,800	5,079	4,622	2,885	2,872	2,430
<i>Previous Year</i>	5	11	348	15	18	74	471	3,348	4,622	2,885	2,872	2,430	4,580
<i>Change</i>	-60%	-9%	-35%	-20%	-78%	-55%	-39%	-16%	+10%	+60%	+0%	+18%	-47%
Reference Questions Delivered Online	0	0	7	0	0	2	9	108	233	304	227	128	45
<i>Previous Year</i>	0	0	15	5	0	3	23	198	304	227	128	45	35
<i>Change</i>			-53%			-33%	-61%	-45%	-23%	+34%	+77%	+184%	+29%
In-Person Questions on Computer or Internet Use	2	80	508	30	67	31	718	4,696	7,285	6,568	5,551	4,076	3,741
<i>Previous Year</i>	0	29	574	53	31	93	780	4,998	6,568	5,551	4,076	3,741	3,222
<i>Change</i>		+176%	-11%	-43%	+116%	-67%	-8%	-6%	+11%	+18%	+36%	+9%	+16%
In-Person Questions about Our Online Databases	0	0	21	2	12	1	36	297	363	170	92	121	206
<i>Previous Year</i>	0	0	44	1	0	0	45	218	170	92	121	206	118
<i>Change</i>			-52%	+100%			-20%	+36%	+114%	+85%	-24%	-41%	+75%
In-Person Tax Form Questions	0	0	0	2	0	0	2	515	493	473	579	560	531
<i>Previous Year</i>	0	0	0	1	0	0	1	487	473	579	560	531	515
<i>Change</i>				+100%			+100%	+6%	+4%	-18%	+3%	+5%	+3%
TOTAL of All Reference Questions	4	155	1,069	129	163	95	1,615	12,990	20,990	18,422	12,140	10,566	10,577
<i>Previous Year</i>	6	52	1,423	130	112	297	2,020	14,474	18,422	12,140	10,566	10,577	13,738
<i>Change</i>	-33%	+198%	-25%	-1%	+46%	-68%	-20%	-10%	+14%	+52%	+15%	-0%	-23%

MeLCat

August 2018

	Algansee	Bronson	Coldwater	Quincy	Sherwood	Union Twp.	BDL Monthly Total	BDL YTD	BDL Year End				
									2017	2016	2015	2014	2013
									Requests from BDL Patrons for Items at Other MeLCat Libraries				
<i>Previous Year</i>							784	5,699	7,643	7,280	6,708	7,329	7,727
<i>Change</i>							+15%	+23%	+14%	+5%	+9%	-8%	-5%
Requests from BDL Patrons for Items at Other MeLCat Libraries, Actually Fulfilled							879	6,598	8,169	7,112	6,118	5,677	6,302
<i>Previous Year</i>							730	5,342	7,112	6,118	5,677	6,302	6,390
<i>Change</i>							+20%	+24%	+15%	+16%	+8%	-10%	-1%
Requests from Other MeLCat Libraries for Items at BDL							1,002	6,452	7,994	7,096	5,989	6,619	9,848
<i>Previous Year</i>							568	4,987	7,096	5,989	6,619	9,848	7,910
<i>Change</i>							+76%	+29%	+13%	+18%	-10%	-33%	+25%
Requests from Other MeLCat Libraries for Items at BDL, Actually Fulfilled							887	6,151	7,867	7,068	4,855	5,400	9,387
<i>Previous Year</i>							569	4,904	7,068	4,855	5,400	9,387	7,291
<i>Change</i>							+56%	+25%	+11%	+46%	-10%	-42%	+29%
BDL Items Sent to Other MeLCat Libraries	53	109	9	242	73	124	610	3,945	4,739	3,986	3,394	3,548	5,915
<i>Previous Year</i>	42	69	0	131	53	48	343	2,947	3,986	3,394	3,548	5,915	4,898
<i>Change</i>	+26%	+58%		+85%	+38%	+158%	+78%	+34%	+19%	+17%	-4%	-40%	+21%
Items from other MeLCat Libraries Checked out to OUR Patrons	22	43	437	47	126	85	760	5,130	6,352	5,560	4,662	4,231	4,852
<i>Previous Year</i>	15	93	280	54	39	72	553	4,103	5,560	4,662	4,231	4,852	4,745
<i>Change</i>	+47%	-54%	+56%	-13%	+223%	+18%	+37%	+25%	+14%	+19%	+10%	-13%	+2%

Programs Held

August 2018

	Alganssee	Bronson	Coldwater	Quincy	Sherwood	Union Twp.	BDL Monthly Total	BDL YTD	BDL Year End				
									2017	2016	2015	2014	2013
									Juvenile Programs Held	1	11	16	2
<i>Previous Year</i>	6	10	17	0	1	1	35	475	604	575	482	470	433
<i>Change</i>	-83%	+10%	-6%		+600%	+600%	+26%	-7%	+19%	+5%	+19%	+3%	+9%
Young Adult Programs Held	3	3	6	1	1	0	14	238	248	163	151	126	49
<i>Previous Year</i>	0	1	4	0	0	1	6	151	163	151	126	49	37
<i>Change</i>		+200%	+50%				+133%	+58%	+52%	+8%	+20%	+157%	+32%
Adult Programs Held	1	0	3	2	6	1	13	87	146	220	157	125	87
<i>Previous Year</i>	7	0	4	1	0	1	13	100	220	157	125	87	76
<i>Change</i>	-86%		-25%	+100%				-13%	-34%	+40%	+26%	+44%	+14%
Juvenile Summer Reading Events Held	0	3	0	0	1	0	4	118	95	89	84	78	0
<i>Previous Year</i>	0	1	7	0	0	1	9	95	89	84	78	0	0
<i>Change</i>		+200%					-56%	+24%	+7%	+6%	+8%		
Young Adult Summer Reading Events Held	0	0	15	0	0	0	15	49	57	29	85	30	0
<i>Previous Year</i>	0	0	0	0	0	0	0	56	29	85	30	0	0
<i>Change</i>								-13%	+97%	-66%	+183%		
Adult Summer Reading Events Held	0	0	0	0	0	0	0	3	0	3	5	4	0
<i>Previous Year</i>	0	0	0	0	0	0	0	0	3	5	4	0	0
<i>Change</i>										-40%	+25%		
Computer Classes Held	0	0	1	0	0	0	1	13	22	14	22	24	0
<i>Previous Year</i>	0	0	6	0	0	0	6	14	14	22	24	0	0
<i>Change</i>			-83%				-83%	-7%	+57%	-36%	-8%		
TOTAL of All Programs	5	17	41	5	15	8	91	951	1,288	1,122	1,079	869	606
<i>Previous Year</i>	13	12	38	1	1	4	69	891	1,122	1,079	869	606	546
<i>Change</i>	-62%	+42%	+8%	+400%	+1,400%	+100%	+32%	+7%	+15%	+4%	+24%	+43%	+11%

Program Attendance

August 2018

	Alganssee	Bronson	Coldwater	Quincy	Sherwood	Union Twp.	BDL Monthly Total	BDL YTD	BDL Year End				
									2017	2016	2015	2014	2013
									Attendees at Juvenile Programs	5	678	1,098	334
<i>Previous Year</i>	20	176	499	0	12	3	710	11,064	10,371	8,415	7,857	8,859	8,391
<i>Change</i>	-75%	+285%	+120%		+533%	+3,367%	+223%	-8%	+48%	+23%	+7%	-11%	+6%
Attendees at Young Adult Programs	8	259	28	8	5	0	308	2,462	3,797	1,011	884	641	473
<i>Previous Year</i>	0	6	89	0	0	5	100	2,627	1,011	884	641	473	462
<i>Change</i>		+4,217%	-69%				+208%	-6%	+276%	+14%	+38%	+36%	+2%
Attendees at Adult Programs	5	0	8	120	16	2	151	1,126	1,979	2,048	2,157	1,310	1,108
<i>Previous Year</i>	23	0	96	69	0	12	200	1,091	2,048	2,157	1,310	1,108	967
<i>Change</i>	-78%		-92%	+74%		-83%	-25%	+3%	-3%	-5%	+65%	+18%	+15%
Attendees at Juvenile Summer Reading Events	0	51	0	0	0	0	51	3,915	3,116	3,904	2,499	3,159	0
<i>Previous Year</i>	0	17	168	0	0	86	271	3,002	3,904	2,499	3,159	0	0
<i>Change</i>		+200%					-81%	+30%	-20%	+56%	-21%		
Attendees at Young Adult Summer Reading Events	0	0	180	0	6	0	186	339	671	295	259	307	0
<i>Previous Year</i>	0	0	0	0	0	0	0	671	295	259	307	0	0
<i>Change</i>								-49%	+127%	+14%	-16%		
Attendees at Adult Summer Reading Events	0	0	0	0	0	0	0	85	0	21	77	111	0
<i>Previous Year</i>	0	0	0	0	0	0	0	0	21	77	111	0	0
<i>Change</i>										-73%	-31%		
Attendees at Computer Classes	0	0	1	0	0	0	1	63	21	12	29	28	0
<i>Previous Year</i>	0	0	6	0	0	0	6	13	12	29	28	0	0
<i>Change</i>			-83%				-83%	+385%	+75%	-59%	+4%		
TOTAL of All Program Attendance	18	988	1,315	462	103	106	2,992	18,192	24,935	17,662	14,320	13,413	10,440
<i>Previous Year</i>	43	199	858	69	12	106	1,287	18,468	17,662	14,320	13,413	10,440	9,820
<i>Change</i>	-58%	+396%	+53%	+570%	+758%		+132%	-1%	+41%	+23%	+7%	+28%	+6%

Summer Reading Program Signups

August 2018

	Alganssee	Bronson	Coldwater	Quincy	Sherwood	Union Twp.	BDL Monthly Total	BDL YTD	BDL Year End				
									2017	2016	2015	2014	2013
Juveniles Signed Up for Summer Reading Program	0	0	0	0	0	0	0	747	1,153	967	859	0	0
<i>Previous Year</i>	0	218	4	258	0	102	582	1,153	967	859	0	0	0
<i>Change</i>								-35%	+19%	+13%			
Young Adults Signed up for Summer Reading Program	0	0	92	0	0	0	92	378	385	113	311	0	0
<i>Previous Year</i>	0	58	240	58	0	22	378	385	113	311	0	0	0
<i>Change</i>			-62%				-76%	-2%	+241%	-64%			
Adults Signed Up for Summer Reading Program	0	0	0	0	0	0	0	248	117	86	85	0	0
<i>Previous Year</i>	0	51	0	16	0	38	105	117	86	85	0	0	0
<i>Change</i>								+112%	+36%	+1%			
TOTAL Summer Reading Program Signups	0	0	92	0	0	0	92	1,373	1,655	1,166	1,255	0	0
<i>Previous Year</i>	0	327	244	332	0	162	1,065	1,655	1,166	1,255	0	0	0
<i>Change</i>			-62%				-91%	-17%	+42%	-7%			

Summer Reading Program Completions

August 2018

	Algansee	Bronson	Coldwater	Quincy	Sherwood	Union Twp.	BDL Monthly Total	BDL YTD	BDL Year End				
									2017	2016	2015	2014	2013
									Juveniles who Completed Summer Reading Program	0	0	0	0
<i>Previous Year</i>	0	165	213	57	0	64	499	518	459	512	0	0	
<i>Change</i>								-50%	+13%	-10%			
Young Adults who Completed Summer Reading Program	0	0	63	0	0	0	63	135	268	62	122	0	0
<i>Previous Year</i>	0	58	125	58	0	10	251	268	62	122	0	0	
<i>Change</i>			-50%				-75%	-50%	+332%	-49%			
Adults who Completed Summer Reading Program	0	0	0	0	0	0	0	165	96	60	56	0	0
<i>Previous Year</i>	0	34	0	16	0	34	84	96	60	56	0	0	
<i>Change</i>								+72%	+60%	+7%			
TOTAL Summer Reading Program Completions	0	0	63	0	0	0	63	560	882	581	690	0	0
<i>Previous Year</i>	0	257	338	131	0	108	834	882	581	690	0	0	0
<i>Change</i>			-81%				-92%	-37%	+52%	-16%			

Library-Provided Computer Services

August 2018

	Algansee	Bronson	Coldwater	Quincy	Sherwood	Union Twp.	BDL Monthly Total	BDL YTD	BDL Year End				
									2017	2016	2015	2014	2013
One-hour sessions on Library Wifi	632	7,388	22,437	2,348	1,053	2,608	36,466	295,486	425,714	410,437	351,423	298,098	217,215
<i>Previous Year</i>	842	9,288	20,729	1,570	795	1,639	34,863	289,040	410,437	351,423	298,098	217,215	151,938
<i>Change</i>	-25%	-20%	+8%	+50%	+32%	+59%	+5%	+2%	+4%	+17%	+18%	+37%	+43%
Computers Available for Public Use	6	19	31	10	8	13	87		73	73	73	73	73
<i>Previous Year</i>	5	16	27	8	6	11	73		73	73	73	73	73
<i>Change</i>	+20%	+19%	+15%	+25%	+33%	+18%	+19%						
Use of Library-Provided Computers	43	971	2,801	196	246	552	4,809	30,889	44,181	41,513	46,405	43,756	46,559
<i>Previous Year</i>	97	821	3,002	136	141	504	4,701	29,751	41,513	46,405	43,756	46,559	51,549
<i>Change</i>	-56%	+18%	-7%	+44%	+74%	+10%	+2%	+4%	+6%	-11%	+6%	-6%	-10%
Computers Available for Staff Use	2	6	28	3	2	3	44		41	41	41	41	41
<i>Previous Year</i>	1	6	26	3	2	3	41		41	41	41	41	41
<i>Change</i>	+100%		+8%				+7%						

Website Stats

August 2018

	Algansee	Bronson	Coldwater	Quincy	Sherwood	Union Twp.	BDL Monthly Total	BDL YTD	BDL Year End				
									2017	2016	2015	2014	2013
Monthly Website Sessions							3,591	30,636	73,326	75,139	72,706	68,773	813,995,593
<i>Previous Year</i>							6,881	49,137	75,139	72,706	68,773	813,995,593	0
<i>Change</i>							-48%	-38%	-2%	+3%	+6%	-100%	
Monthly Website Page Views							9,682	80,508	177,799	182,084	169,630	163,277	162,300
<i>Previous Year</i>							16,139	122,064	182,084	169,630	163,277	162,300	0
<i>Change</i>							-40%	-34%	-2%	+7%	+4%	+1%	

Faxes, Prints, and Sales

August 2018

		Alganssee	Bronson	Coldwater	Quincy	Sherwood	Union Twp.	BDL Monthly Total	BDL YTD	BDL Year End				
										2017	2016	2015	2014	2013
										Fax Pages Received		0	10	22
	<i>Previous Year</i>	0	3	1	0	0	0	4	176	219	173	168	140	185
	<i>Change</i>		+233%	+2,100%				+825%	+73%	+19%	+27%	+3%	+20%	-24%
Fax Pages Sent		12	200	382	118	17	128	857	6,607	3,879	1,741	1,882	1,353	1,346
	<i>Previous Year</i>	0	270	171	46	0	65	552	1,970	1,741	1,882	1,353	1,346	1,682
	<i>Change</i>		-26%	+123%	+157%		+97%	+55%	+235%	+123%	-7%	+39%	+1%	-20%
Free Prints for Job Seekers		5	44	272	23	0	100	444	2,554	3,128	2,878	2,335	3,024	3,834
	<i>Previous Year</i>	10	41	182	33	0	76	342	2,123	2,878	2,335	3,024	3,834	3,816
	<i>Change</i>	-50%	+7%	+49%	-30%		+32%	+30%	+20%	+9%	+23%	-23%	-21%	+0%
Black and White Patron Prints (Tracking Since 6/2016)		153	639	5,426	387	22	618	7,245	58,562	75,606	35,561	0	0	0
	<i>Previous Year</i>	415	571	5,609	460	22	416	7,493	50,250	35,561	0	0	0	0
	<i>Change</i>	-63%	+12%	-3%	-16%		+49%	-3%	+17%	+113%				
Color Patron Prints (Tracking Since 6/2016)		12	206	992	348	0	36	1,594	8,010	10,253	4,036	0	0	0
	<i>Previous Year</i>	33	176	498	37	0	33	777	7,033	4,036	0	0	0	0
	<i>Change</i>	-64%	+17%	+99%	+841%		+9%	+105%	+14%	+154%				
Flash Drives Sold (Tracking Since 6/2016)		0	0	4	2	0	0	6	29	56	54	0	0	0
	<i>Previous Year</i>	0	0	1	1	0	0	2	43	54	0	0	0	0
	<i>Change</i>			+300%	+100%			+200%	-33%	+4%				
Earbuds Sold (Tracking Since 6/2016)		0	26	37	0	4	1	68	357	416	166	0	0	0
	<i>Previous Year</i>	0	16	22	0	1	0	39	255	166	0	0	0	0
	<i>Change</i>		+63%	+68%		+300%		+74%	+40%	+151%				

Fines and Fees

Overdue Fines Dropped in 2017

August 2018

	Alganssee	Bronson	Coldwater	Quincy	Sherwood	Union Twp.	BDL Monthly Total	BDL YTD	BDL Year End				
									2017	2016	2015	2014	2013
Fines and Fees Payments Received	\$ 0.00	\$ 72.98	\$ 135.22	\$ 0.00	\$ 0.00	\$ 0.00	\$ 208.20	\$ 1,669.98	\$ 7,628.31	\$ 10,062.96	\$ 14,448.76	\$ 14,827.36	\$ 15,371.10
<i>Previous Year</i>	\$ 7.30	\$ 143.21	\$ 368.28	\$ 68.90	\$ 12.15	\$ 64.93	\$ 664.77	\$ 6,274.31	\$ 10,062.96	\$ 14,448.76	\$ 14,827.36	\$ 15,371.10	\$ 18,047.66
<i>Change</i>		-50%	-63%				-69%	-73%	-24%	-30%	-3%	-4%	-15%
Outstanding Fines and Fees	\$ 469.13	\$ 9,838.82	\$ 31,634.90	\$ 4,051.55	\$ 1,447.78	\$ 5,959.77	\$ 53,401.95		84,232.33	228,102.90	221,076.26	209,842.19	201,353.05
<i>Previous Year</i>	\$ 499.40	\$ 14,868.03	\$ 47,289.45	\$ 5,684.75	\$ 1,842.09	\$ 6,277.76	\$ 76,461.48		228,102.90	221,076.26	209,842.19	201,353.05	188,798.85
<i>Change</i>	-6%	-34%	-33%	-29%	-21%	-5%	-30%		-63%	+3%	+5%	+4%	+7%

Debt Collections

Unique Management Services, Inc.

Tracking Since 2014

August 2018

	Alganssee	Bronson	Coldwater	Quincy	Sherwood	Union Twp.	BDL Monthly Total	BDL YTD	BDL Year End				
									2017	2016	2015	2014	2013
Fine Payments as a Result of Collection Agency's Efforts							\$ 0.00	\$ 658.45	\$ 229.00	\$ 947.13	\$ 818.48	\$ 809.51	\$ 0.00
<i>Previous Year</i>							\$ 0.00	\$ 132.00	\$ 947.13	\$ 818.48	\$ 809.51	\$ 0.00	\$ 0.00
<i>Change</i>								+398%	-76%	+16%	+1%		
Library Materials Returned as a Result of Collection Agency's Efforts							\$ 0.00	\$ 462.00	\$ 888.95	\$ 1,317.93	\$ 1,346.89	\$ 1,864.69	\$ 0.00
<i>Previous Year</i>							\$ 0.00	\$ 460.00	\$ 1,317.93	\$ 1,346.89	\$ 1,864.69	\$ 0.00	\$ 0.00
<i>Change</i>								+0%	-33%	-2%	-28%		
What We Paid Collection Agency for Their Services							\$ 27.50	\$ 233.88	\$ 558.08	\$ 1,022.23	\$ 1,051.42	\$ 753.88	\$ 0.00
<i>Previous Year</i>							\$ 0.00	\$ 274.90	\$ 1,022.23	\$ 1,051.42	\$ 753.88	\$ 0.00	\$ 0.00
<i>Change</i>								-15%	-45%	-3%	+40%		

Value to Our Service Area

Physical Item Checkouts Only

August 2018

	Alganssee	Bronson	Coldwater	Quincy	Sherwood	Union Twp.	BDL Monthly Total	BDL YTD	BDL Year End				
									2017	2016	2015	2014	2013
What It Would Cost if All the Physical Items Checked Out by Our Patrons Had Been Purchased by Them							\$ 164,394.00	\$ 1,315,132.55	\$ 2,135,671.28	\$ 2,132,387.79	\$ 2,167,140.68	\$ 2,167,024.48	\$ 2,373,675.70
<i>Previous Year</i>							\$ 188,072.30	\$ 1,528,936.73	\$ 2,132,387.79	\$ 2,167,140.68	\$ 2,167,024.48	\$ 2,373,675.70	\$ 2,554,108.00
<i>Change</i>							-13%	-14%	+0%	-2%	+0%	-9%	-7%

Materials Expenditures

Tracking since 2018

August 2018

	Alganssee	Bronson	Coldwater	Quincy	Sherwood	Union Twp.	BDL Monthly Total	BDL YTD	BDL Year End				
									2017	2016	2015	2014	2013
Amount Spent on Books	\$ 220.92	\$ 10.06	\$ 5,712.83	\$ 2,542.89	\$ 167.47	\$ 1,457.65	\$ 10,111.82	\$ 64,988.98	\$ 0.00	\$ 0.00	\$ 0.00	\$ 0.00	\$ 0.00
<i>Previous Year</i>	\$ 0.00	\$ 0.00	\$ 0.00	\$ 0.00	\$ 0.00	\$ 0.00	\$ 0.00	\$ 0.00	\$ 0.00	\$ 0.00	\$ 0.00	\$ 0.00	\$ 0.00
<i>Change</i>													
Amount Spent on Periodicals	\$ 0.00	\$ 0.00	\$ 0.00	\$ 0.00	\$ 0.00	\$ 0.00	\$ 0.00	\$ 1,560.01	\$ 0.00	\$ 0.00	\$ 0.00	\$ 0.00	\$ 0.00
<i>Previous Year</i>	\$ 0.00	\$ 0.00	\$ 0.00	\$ 0.00	\$ 0.00	\$ 0.00	\$ 0.00	\$ 0.00	\$ 0.00	\$ 0.00	\$ 0.00	\$ 0.00	\$ 0.00
<i>Change</i>													
Amount Spent on Audiovisual Materials	\$ -41.37	\$ 229.95	\$ 535.39	\$ 138.08	\$ 129.76	\$ 338.62	\$ 1,330.43	\$ 12,152.58	\$ 0.00	\$ 0.00	\$ 0.00	\$ 0.00	\$ 0.00
<i>Previous Year</i>	\$ 0.00	\$ 0.00	\$ 0.00	\$ 0.00	\$ 0.00	\$ 0.00	\$ 0.00	\$ 0.00	\$ 0.00	\$ 0.00	\$ 0.00	\$ 0.00	\$ 0.00
<i>Change</i>	1												
Amount Spent on Digital Resources							\$ 2,556.78	\$ 22,204.69	\$ 0.00	\$ 0.00	\$ 0.00	\$ 0.00	\$ 0.00
<i>Previous Year</i>							\$ 0.00	\$ 0.00	\$ 0.00	\$ 0.00	\$ 0.00	\$ 0.00	\$ 0.00
<i>Change</i>													
TOTAL Spent on All Library Materials	\$ 179.55	\$ 240.01	\$ 6,248.22	\$ 2,680.97	\$ 297.23	\$ 1,796.27	\$ 13,999.03	\$ 100,906.26	\$ 0.00	\$ 0.00	\$ 0.00	\$ 0.00	\$ 0.00
<i>Previous Year</i>	\$ 0.00	\$ 0.00	\$ 0.00	\$ 0.00	\$ 0.00	\$ 0.00	\$ 0.00	\$ 0.00	\$ 0.00	\$ 0.00	\$ 0.00	\$ 0.00	\$ 0.00
<i>Change</i>													

Notes

1. No AV purchases for Alganssee, along with a credit/correction result in a negative number for this month.

Seed Exchange

Began 3/2017 at Coldwater Only (Stats part of circulation totals above.)

August 2018

	Alganssee	Bronson	Coldwater	Quincy	Sherwood	Union Twp.	BDL Monthly Total	BDL YTD	BDL Year End					
									2017	2016	2015	2014	2013	
Seed Exchange	0	0	2	0	0	0	2	210	268	0	0	0	0	0
<i>Previous Year</i>	0	0	4	0	0	0	4	268	0	0	0	0	0	0
<i>Change</i>			-50%				-50%	-22%						

Heritage Room

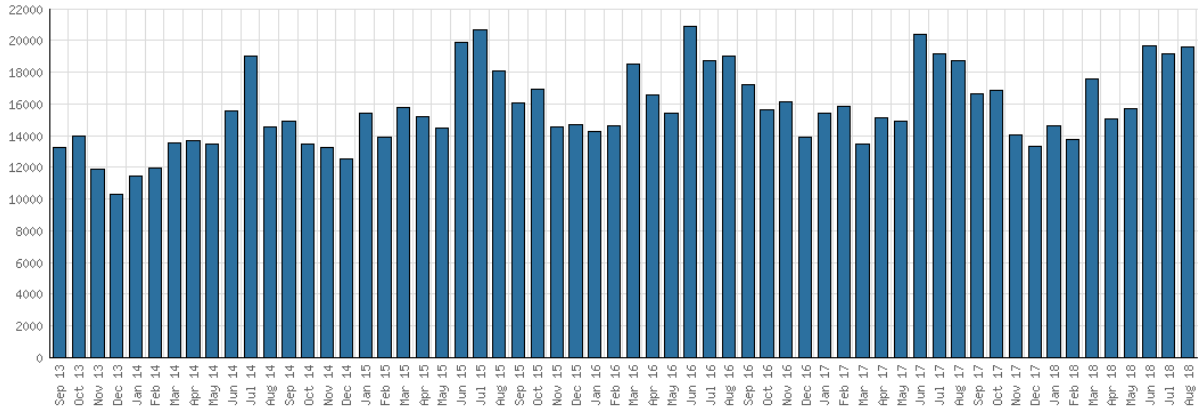
Stats part of Coldwater Branch totals above; shown here for convenience.

August 2018

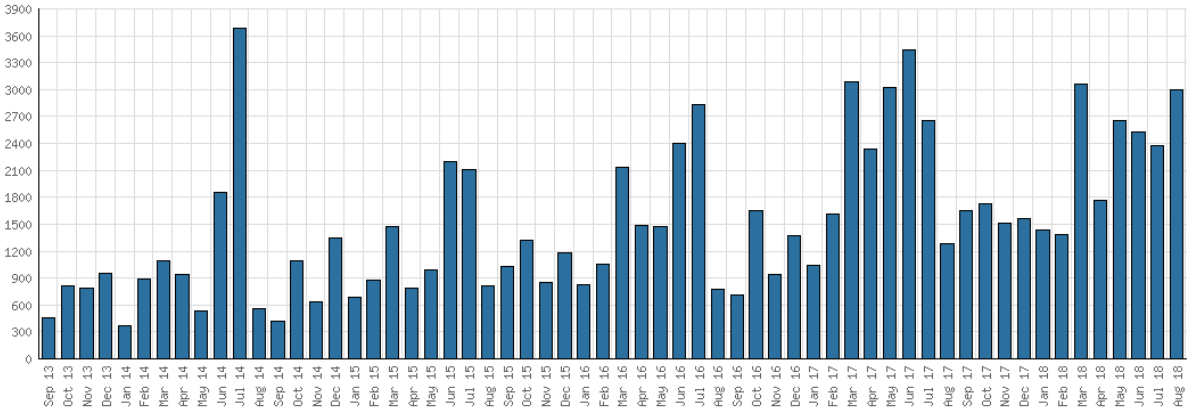
	Heritage Room	YTD	Year End				
			2017	2016	2015	2014	2013
Heritage Room Attendance	72	519	658	705	468	312	0
<i>Previous Year</i>	63	443	705	468	312	0	0
<i>Change</i>	+14%	+17%	-7%	+51%	+50%		
In-Person Reference Questions	65	461	550	72	30	41	24
<i>Previous Year</i>	63	332	72	30	41	24	50
<i>Change</i>	+3%	+39%	+664%	+140%	-27%	+71%	-52%
Reference Telephone Calls	21	214	433	376	206	84	0
<i>Previous Year</i>	32	303	376	206	84	0	0
<i>Change</i>	-34%	-29%	+15%	+83%	+145%		
Online Reference Questions	5	41	63	83	77	43	0
<i>Previous Year</i>	5	41	83	77	43	0	0
<i>Change</i>			-24%	+8%	+79%		

Selected Graphs
5-year Monthly Trends

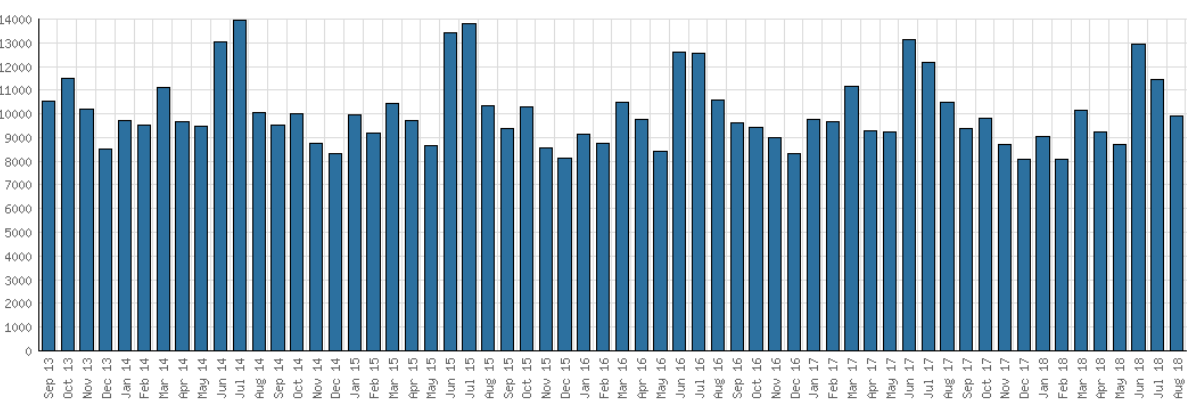
District Attendance



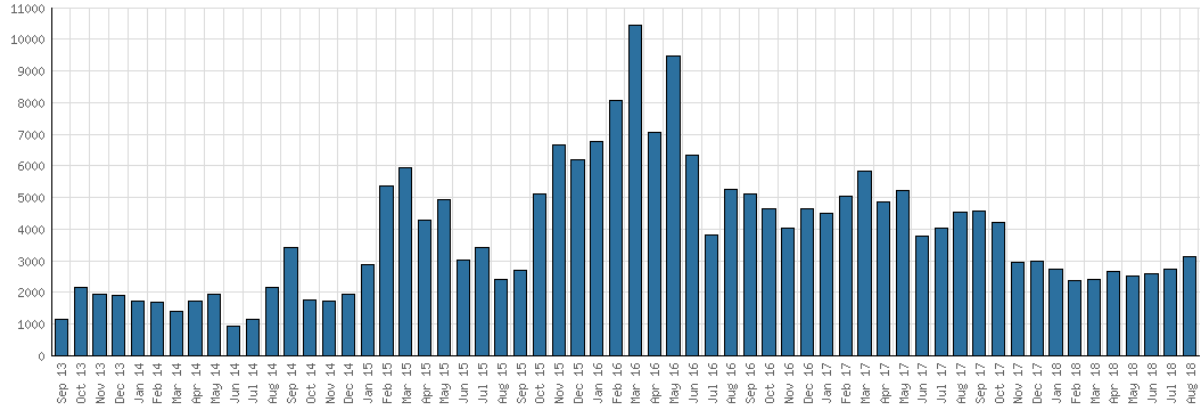
District Program Attendance



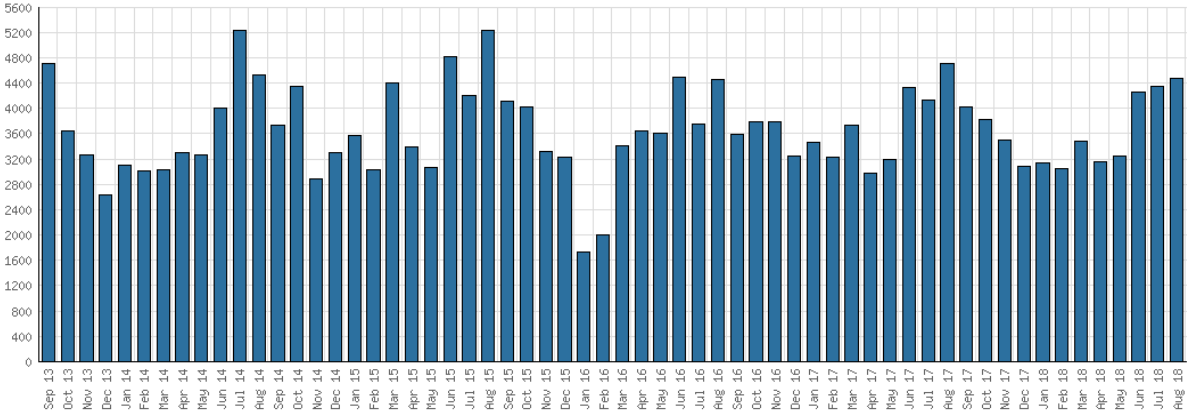
District Physical Checkouts



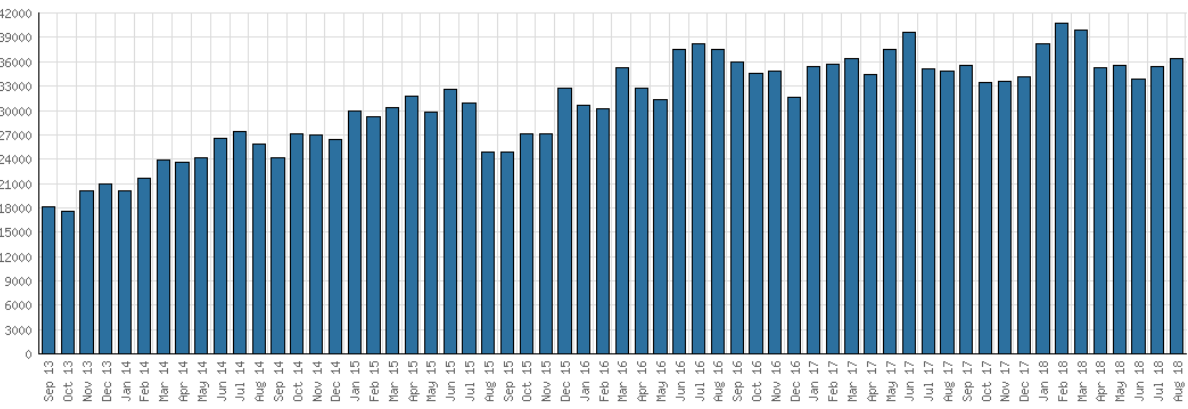
District Digital Usage



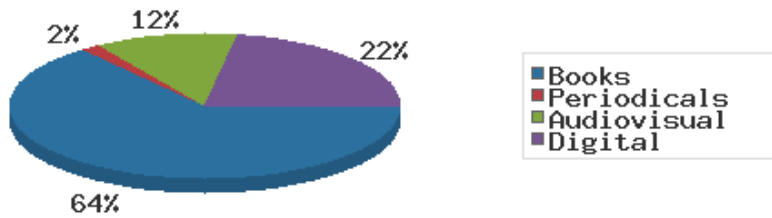
District Use of Library-Provided Computers



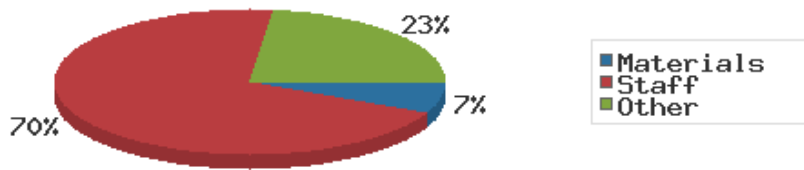
District One-Hour Sessions on Library Wifi



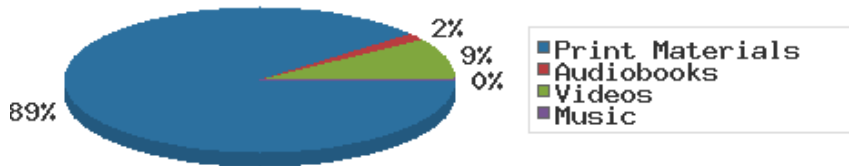
Year-to-Date Materials Expenditures



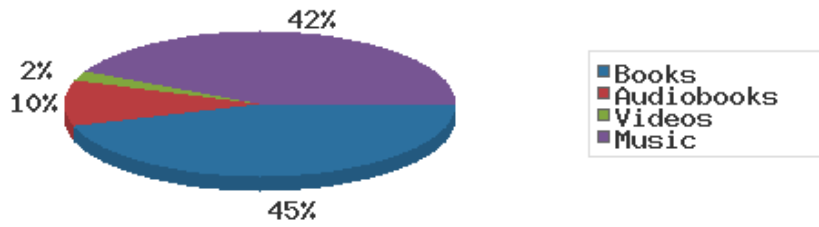
YTD Expenditures in all Categories



Physical Collection



Digital Collection



YTD Usage Breakdown of Digital Services

